

**CITY OF FLORIDA CITY**  
 Building and Zoning Department  
 404 West Palm Drive Florida City, FL 33034  
 305-247-8222

**FENCE PERMIT APPLICATION**

IF SUBSIDIARY, PROVIDE MASTER PERMIT NUMBER HERE:

<p align="center"><b>Location of Improvements</b></p> Address _____ Unit _____ Folio _____	<p align="center"><b>Contractor Information</b></p> Cert.No. _____ Contractor Name _____ Qualifier Name _____ Last Four (4) Digits of Qualifier SS No _____ Address _____ City _____ St _____ Zip _____ Phone _____
<p align="center"><b>Use of Property</b></p> Current Use _____ Description of Work _____ Value of Work _____	<p align="center"><b>Owner Information</b></p> Name _____ Address _____ City _____ St _____ Zip _____ Phone _____
<p align="center"><b>Architect/ Engineer</b></p> Name _____ Address _____ City _____ St _____ Zip _____ Phone _____	

**Type of Improvements**

( ) New Construction    ( ) Alteration Interior    ( ) Change of Contractor    ( ) Repair    ( ) Repair due to Fire    ( ) Renewal

<table border="1" style="width:100%; border-collapse: collapse;"> <thead> <tr> <th>Item</th> <th>Lineal Feet</th> <th>Height</th> </tr> </thead> <tbody> <tr><td>Residential Chain Link Fence</td><td></td><td></td></tr> <tr><td>Residential Wood/Dura Fence</td><td></td><td></td></tr> <tr><td>Masonry Fence</td><td></td><td></td></tr> <tr><td>Commercial/ Non-Residential</td><td></td><td></td></tr> <tr><td>Iron / Ornamental</td><td></td><td></td></tr> <tr><td>Gates</td><td></td><td></td></tr> <tr><td>Temp for Construction</td><td></td><td></td></tr> </tbody> </table>	Item	Lineal Feet	Height	Residential Chain Link Fence			Residential Wood/Dura Fence			Masonry Fence			Commercial/ Non-Residential			Iron / Ornamental			Gates			Temp for Construction			<p><b>2 Copies of the Property Survey must be submitted with the permit application.</b></p> <p><b>Water Meters Must be marked on copies of Surveys</b></p> <p><b>An Underground Utilities Location must be ordered and a ticket number must be listed on the application. Permits will not be processed without this information.</b></p> <p align="right">Underground Location Ticket Number:                  Call 1-800-432-4770 _____</p> <p>Other _____</p>
Item	Lineal Feet	Height																							
Residential Chain Link Fence																									
Residential Wood/Dura Fence																									
Masonry Fence																									
Commercial/ Non-Residential																									
Iron / Ornamental																									
Gates																									
Temp for Construction																									

**If this property is under the jurisdiction of a homeowner's association, you should review the guidelines set forth by that organization and present your plans for review and approvals by the association prior to making any improvements to the property.**

Application is hereby made to obtain a permit to do the work and installation as indicated. I certify that all work will be performed to meet the standards of all laws regulating construction in this jurisdiction. I understand that separate permits are required for Building Electrical, Plumbing, Signs, Pools, Mechanical, Window, Shutters and Roofing work and there may be additional permits required from other

**OWNER'S AFFIDAVIT:** I certify that all the foregoing information is accurate.

**WARNING TO OWNER:** If your job cost exceeds \$2500.00 you must file a Notice of Commencement with the Clerk of the Courts in Miami-Dade County. Failure to do so may result in you paying twice for the improvements to your property. If you intend to obtain financing, consult your attorney or lender before recording your Notice of Commencement.

Signature of Owner or Owner's Agent _____ Print Name _____ Sworn to and subscribed to me this ___ day of _____ 20____ Personally known ( ) Produced Identification ( ) Type of Identification Produced _____	Signature of Qualifier _____ Print Name _____ Sworn to and subscribed to me this ___ day of _____ 20____ Personally known ( ) Produced Identification ( ) Type of Identification Produced _____
--	---

# Florida Building Code

## Wood Fences

Sec 1611.2 1 Fences Wood Fences not exceeding 6'-0' in height from grade may be designed for 75 mph (33 m/s) fastest wind speed or 90 mph (40 m/s) 3-second gust.

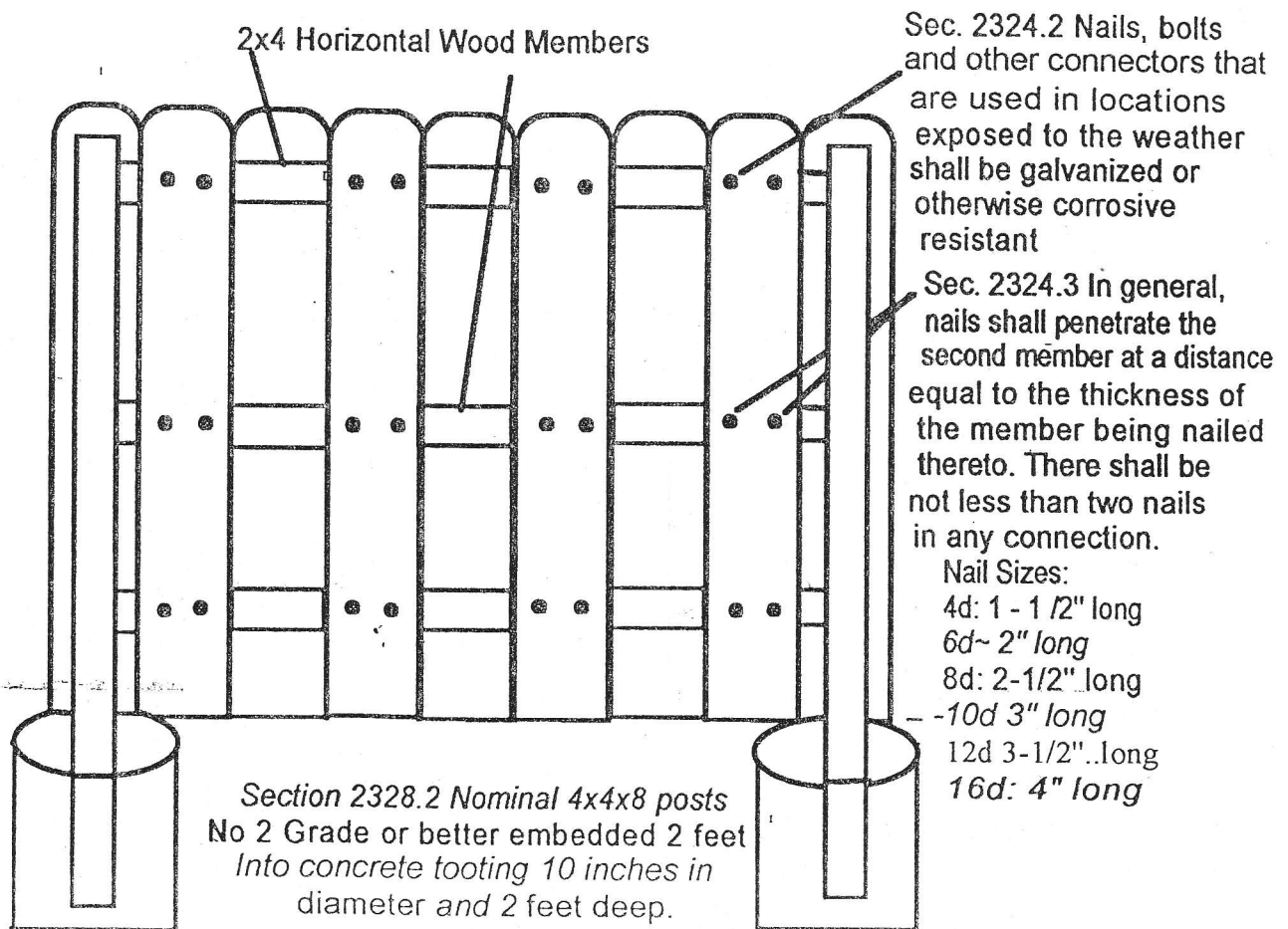
Sec, 1611.2. 1.1 Wood Fences, Wood fence design shall be as specified by 2328,

### Sec. 2328.2 4" x 4" Post Spacing

Fences  $\leq$  6 ft. High - 4 ft. On Center

Fences  $\leq$  5 ft. High - 5 ft. On Center

Fences  $\leq$  4 ft. High - 6 ft. On Center



Sec. 2.326.2.10 All posts, poles and columns embedded in concrete which is in contact with ground and supporting permanent structures shall be approved pressure treated wood suitable for ground contact use except naturally durable wood may be used for posts, poles and columns embedded in concrete for structures other than buildings and walking surfaces or in structures where wood is above ground level and not exposed to the weather.

Sec 2326.2. 6 The expression "naturally durable wood" refers to the heart wood of the following species:

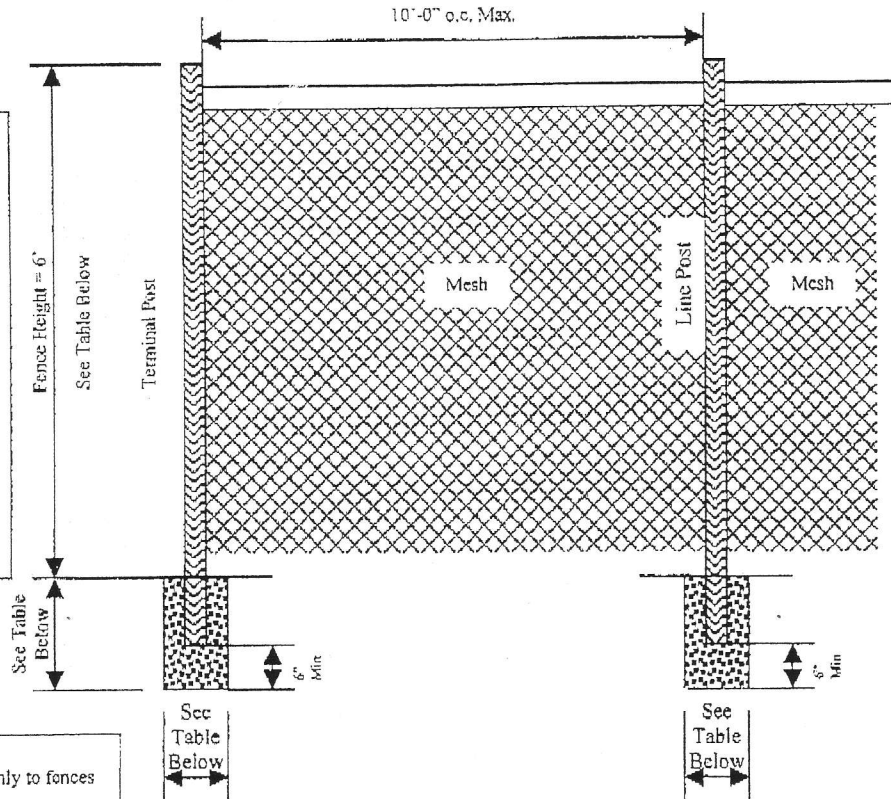
- 1 Decay resistant - Redwood, Cedars, Black Locust.
- 2 Termite resistant - Redwood, Eastern Red Cedar

# CHAINLINK FENCE DESIGN DETAIL

N.T.S

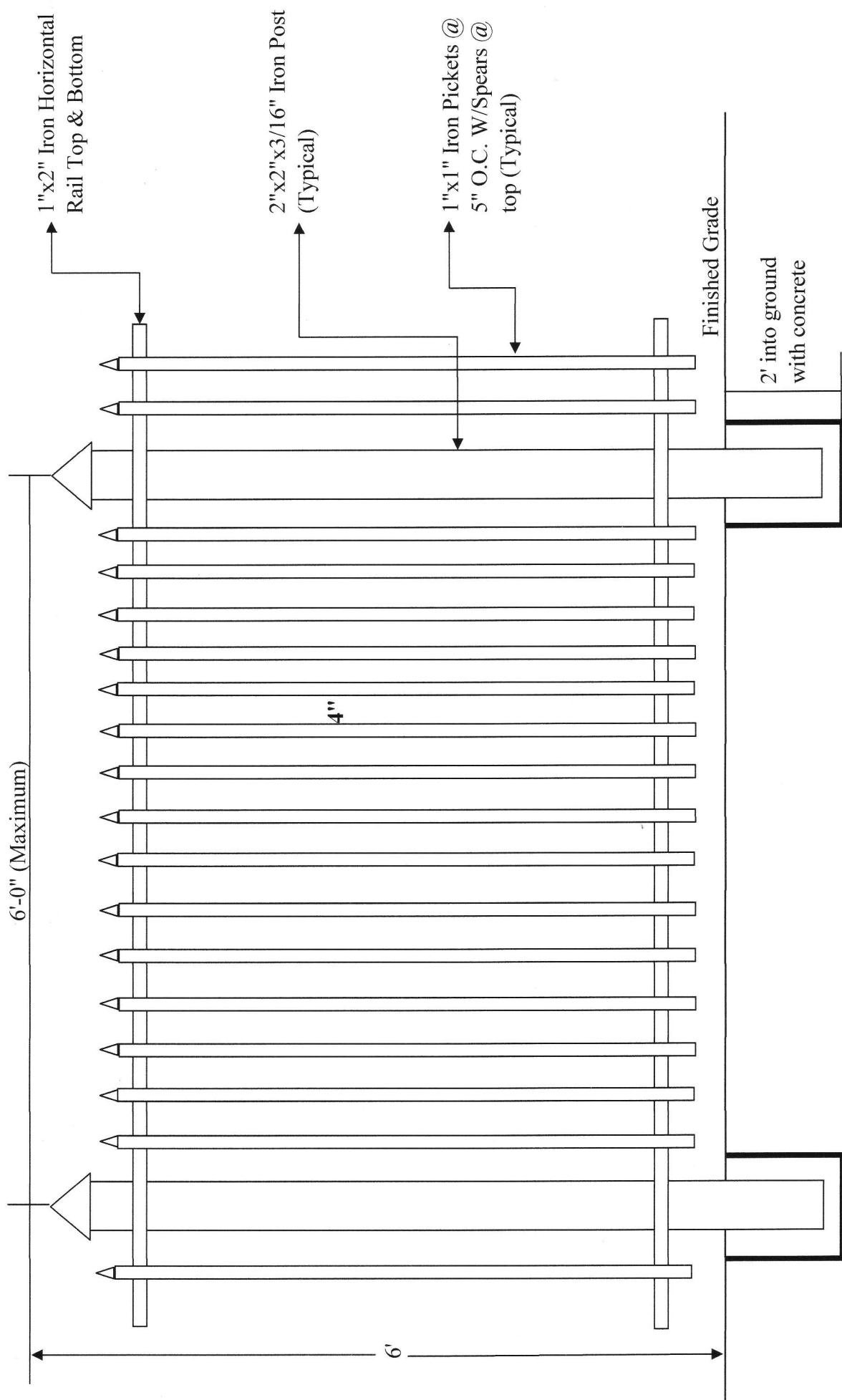
(ACCORDING TO THE F.B.C. SECTION 2224)

Notice to Properties with Pools:  
If the fence is to meet the criteria as a pool barrier, the fence shall not be climbable and all rails must be placed facing the inside of the property. Pedestrian gates shall have self-closing and latching devices installed at a minimum of 54" above ground. For further details see Section 424 of FBC.



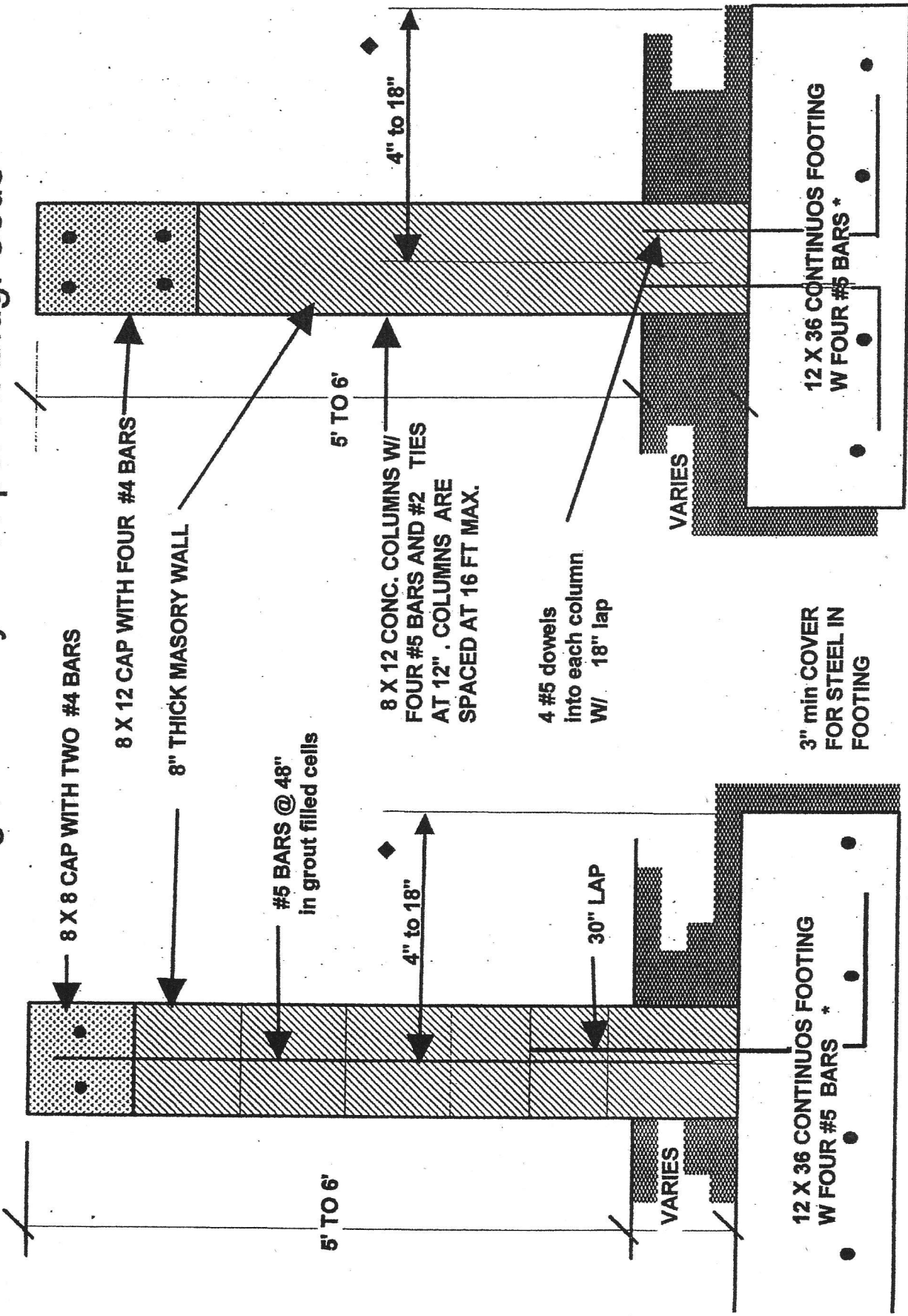
- General Notes:
1. This table is applicable only to fences with unrestricted airflow.
  2. Fabric: 12-1/2 gage minimum.
  3. Tension Bands: Use one less than the height of the fence in feet evenly spaced.
  4. Fabric Ties: Must be minimum the same gage of the fabric.
  5. Fabric Tie Spacing on the Top Rail: Five ties between posts, evenly spaced.
  6. Fabric Tie Spacing on Line Posts: One less than height of the fence in feet, evenly spaced.
  7. Either top rail or top tension wire shall be used.
  8. Braces must be used at Terminal Post if top tension wire is used instead of Top Rail.
  9. In order to follow the contour of the land, the bottom of the fence may clear the contour of the ground by up to 5 inch without increasing table values to the next higher limit.

Fence Height	Terminal Post Size & Thick	Terminal Post Footing	Line Post Size & Thick	Line Post Footing
Up to 4'	2-3/8" X 0.042	10" X 24"	1-5/8" X 0.047	8" X 24"
Over 4' to 5'	2-3/8" X 0.042	10" X 24"	1-7/8" X 0.055	8" X 24"
Over 5' to 6'	2-3/8" X 0.042	10" X 24"	1-7/8" X 0.065	8" X 24"
Over 6' to 8'	2-3/8" X 0.110	10" X 24"	2-3/8" X 0.095	10" X 36"
Over 8' to 10'	2-7/8" X 0.110	12" X 40"	2-3/8" X 0.130	10" X 40"
Over 10' to 12'	2-7/8" X 0.160	12" X 42"	2-7/8" X 0.120	12" X 42"
Over 12'	Section 2224.1 FBC: Fences over 12' height shall be designed according to the loads specified in Chapter 16 (HVHZ).			



**TYPICAL FIXED PANELS (Not to Scale)**

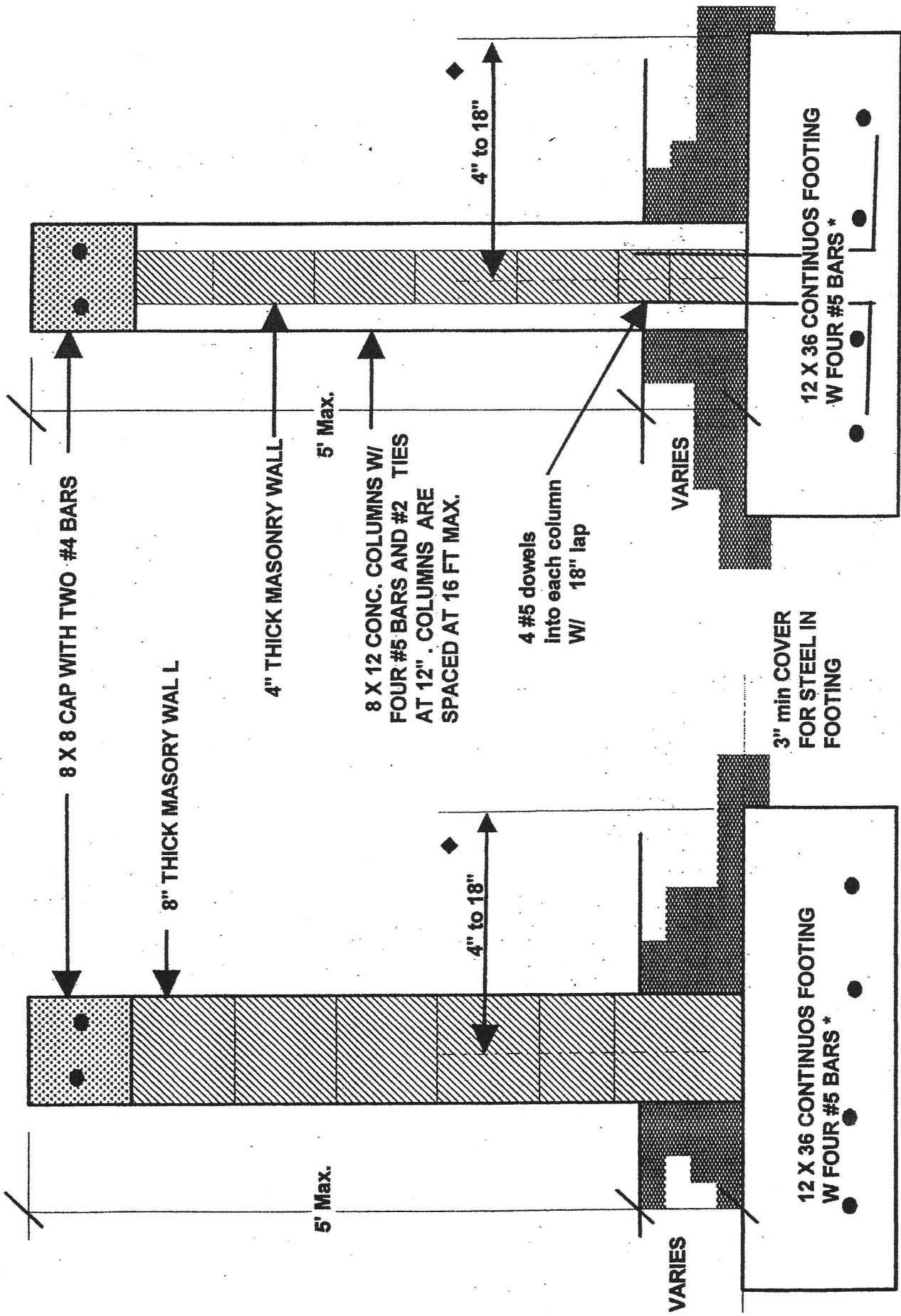
# 6 ft maximum height masonry fence per Fl. Bldg. Code



◆ THE WALL MAY BE PLACED AT THE CENTER OR OFFSET ON THE FOOTING

2121.8.2.2 Fences exceeding 5 feet (1.5 m) in height shall be not less than 8 inches (203 mm) thick and shall have tie columns and tie beams as required for retaining walls.

**2011 Maximum height masonry fence per I.C. Bldg. Code**



- ◆ THE WALL MAY BE PLACED AT THE CENTER OR OFFSET ON THE FOOTING
- \* FOR WALLS EXTENDING 3 OR LESS FT ABOVE GRADE FOOTING MAY BE 12 X 24 WITH THREE #5 BARS

2121.8.2.1 Fences not exceeding 5 feet (1.5 m) in height shall be 8 inches (203 mm) thick and shall not have a coping as provided herein; or such fences may be 4 inches (102 mm) thick with tie columns and cop-

# HOLD HARMLESS

**Date:** \_\_\_\_\_

**Address:** \_\_\_\_\_

**Folio Number:** \_\_\_\_\_

As legal owner of the above-mentioned property, I hereby agree to hold Florida City, its agents and authorized personnel harmless and relieve damage, cost or expenses (including attorney's fees) resulting from the installation of the **Fence** encroaching into a utility easement at the above address. I furthermore assume responsibility for the correction if required, of work performed under the **Fence** permit.

**Very truly yours,**

\_\_\_\_\_  
**Signature of Owner**

\_\_\_\_\_  
**(Print Name)**

**STATE OF FLORIDA  
COUNTY OF MIAMI-DADE**

**The person, whose signature appears above, deposes that he/she is the legal owner of the above property.**

**SWORN TO AND SUBSCRIBED before me this \_\_\_\_\_ day of \_\_\_\_\_ 20\_\_\_\_\_.**

\_\_\_\_\_  
**Notary Public, State of Florida at Large**

**My commission expires:**



CITY OF FLORIDA CITY  
404 WEST PALM BLDG # 3  
FLORIDA CITY, FL 33034  
T 305-247-8222 F 305-242-8114

building@floridacityfl.gov

## Affidavit to Waive the Finished Side of Fence

Permit No. \_\_\_\_\_  
Process No. \_\_\_\_\_

I \_\_\_\_\_ am the owner of the property known as \_\_\_\_\_. I have no objection to **not** having the finished side of the fence face my property.

\_\_\_\_\_  
Property Owner Signature

\_\_\_\_\_  
Date:

\_\_\_\_\_  
Property Owner (Print Name)

State of Florida County of Miami-Dade

Sworn to and subscribed before me this

day of \_\_\_\_\_, 20 \_\_\_\_\_

by \_\_\_\_\_

Signature of Notary Public \_\_\_\_\_

Print Name \_\_\_\_\_

(Seal)

Personally Known \_\_\_\_\_  
or Produced Identification \_\_\_\_\_